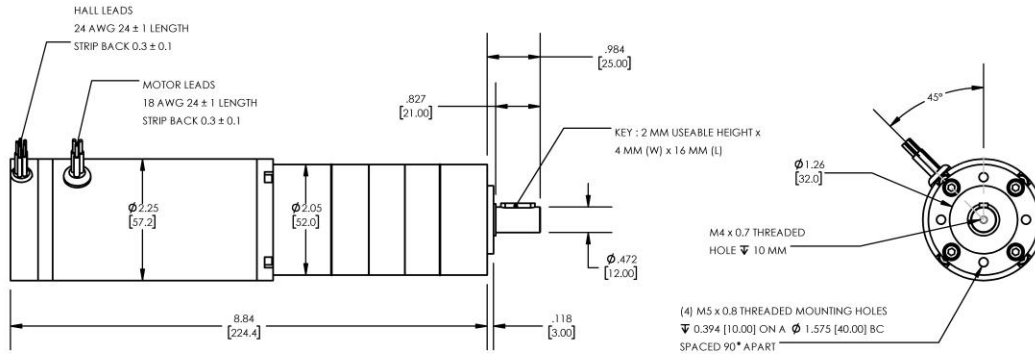
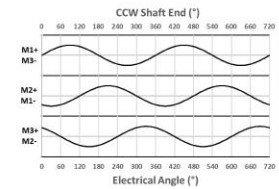
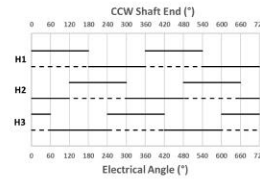


**Model Number:**
**MMP BL58-487H-90V GP52-124**

MOTOR LEADS	
LEAD	COLOR
M1	RED
M2	BLACK
M3	WHITE

HALL LEADS	
LEAD	COLOR
H1	BLUE
H2	GREY
H3	VIOLET
VCC	RED
GND	BLACK



DIMENSIONS ARE INCHES [MM] UNLESS OTHERWISE STATED

PLANETARY GEARMOTOR OUTPUT PARAMETERS:	VALUE	UNITS	TOLERANCE
Gearhead Ratio (exact)	123.97 : 1		
Gearhead Shaft Output Speed (at full-load)	41	RPM	MAX
Gearmotor Rated Continuous Torque	443	In-Lbs	MAX
Gearmotor Rated Peak Torque	<b>443++</b>	In-Lbs	----
Gearhead Standard Backlash	48	Arc Minutes	MAX
Gearhead Efficiency	70%	----	----
Output Shaft Radial Load Capacity	102	Lbs	MAX
Output Shaft Axial Load Capacity	34	Lbs	MAX
Gearmotor Total Weight	4.6	Lbs	MAX

**++ All Peak Torque values are dependent upon duty. Contact our sales office for details.**

DC MOTOR PERFORMANCE PARAMETERS:	VALUE	UNITS	TOLERANCE
Rated DC Voltage	90	DC VOLTS	----
Rated Continuous Current	4.15	AMPERES	----
No-Load Speed	5769	RPM	MAX
Rated Speed	5091	RPM	+/- 15%
Rated Continuous Power Out	308	WATTS	+/- 15%
Rated Continuous Torque	82	OZ-IN	----
Peak Torque (motor only)	496	OZ-IN	----
No-Load Current	0.26	AMPERES	MAX
Back EMF Constant (Ke)	15.6	V/KRPM	+/- 10%
Torque Constant (Kt)	21.1	OZ-IN/AMP	+/- 10%
DC Armature Resistance	2.55	OHMS	+/- 15%
Armature Inductance	2.40	mH	+/- 15%
Armature temperature	155	DEG. C	MAX

**NOTES:**

- ENCODER & BRAKE OPTIONS AVAILABLE – [FOLLOW THIS LINK FOR DETAILS](#)
- NEMA MOUNTING FLANGE OPTION AVAILABLE – [FOLLOW THIS LINK FOR DETAILS](#)

**MIDWEST MOTION PRODUCTS**
**DESIGN, MANUFACTURING & DISTRIBUTION - MOTION CONTROL EQUIPMENT**
[www.midwestmotion.com](http://www.midwestmotion.com)

 email: [sales@midwestmotion.com](mailto:sales@midwestmotion.com)